

tiles  
colors  
passion

**MICRONESIA**

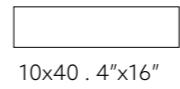
 TONALITE



 Verde MIC40VE  
10x40 . 4"x16"

# MICRONESIA

FORMATI  
SIZES



10x40 . 4"x16"

COLORI  
COLOURS

BLU

VERDE

TURCHESE

ACQUAMARE

BIANCO



SPESSORE  
THICKNESS



TECNOLOGIA  
TECHNOLOGY


Gres smaltato Cat. Blla  
Glazed ceramic Cat. Blla






 **Blu MIC40BL**  
10x40 . 4"x16"






BLU


VERDE

	10x40 . 4"x16"	<b>MIC40BL</b>	<b>MIC40VE</b>
---	----------------	----------------	----------------




TURCHESE

ACQUAMARE

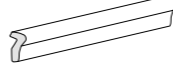








	10x40 . 4"x16"	<b>MIC40TU</b>	<b>MIC40AC</b>
---	----------------	----------------	----------------



BIANCO

	10x40 . 4"x16"	<b>MIC40BI</b>
---	----------------	----------------

PEZZI SPECIALI  
SPECIAL TRIMS

	<b>Terminale</b> 3,5x40 . 1.4"x16"		<b>Ang. Esterno Terminale</b> 2x3,5 . 0.8"x1.4"		<b>Ang. Specchio Terminale</b> 3,5x3,5 . 1.4"x1.4"
	<b>Matita</b> 1,5x40 . 0.6"x16"		<b>Sguscio Matita</b> 1,5x1,5 . 0.6"x0.6"		
	<b>Profilo Jolly</b> 1,5x40 . 0.6"x16"		<b>Ang. Profilo Jolly</b>		
	<b>Profilo Jolly</b> 1,3x10 . 0.4"x4"		<b>Ang. Profilo Jolly</b>		

Pezzi speciali a richiesta su tutti i colori della gamma.

Special Trims on request on all the colours of the range.

IMBALLI  
PACKAGING

Formato Size	Spessore/mm Thickness/mm	Pezzi/Scatola Pieces/Box	m <sup>2</sup> /Scatola Sq.Mt/Box	Scatole/Pallet Box/Pallet	m <sup>2</sup> /Pallet Sq.Mt/Pallet	kg/m <sup>2</sup> Kg/Sq.Mt
10x40 . 4"x16"	<b>9</b>	<b>24</b>	<b>0,96</b>	<b>80</b>	<b>76,80</b>	<b>16,35</b>

PROCEDURA PER LA POSA  
PROCEDURE FOR THE LAYING

Al fine di prevenire qualunque tipo di problema connesso alla natura dello smalto utilizzato per ottenere la caratteristica finitura "craquelé", la collezione Micronesia deve essere trattata come descritto qui di seguito:

- 1 . posare le piastrelle;
- 2 . utilizzare esclusivamente un sigillante cementizio bianco;
- 3 . pulire accuratamente le piastrelle con un prodotto non acido (ad esempio Fila Cleaner);
- 4 . una volta che le piastrelle sono pulite ed asciutte stendere su di esse uno strato uniforme di prodotto protettivo (ad esempio Fila MP90).

In order to avoid any problem connected with the nature of the glaze used to obtain the typical "craquelé" finish, Micronesia collection must be treated as follows:

- 1 . lay down the tiles;
- 2 . apply only white cementitious grout;
- 3 . clean well the tiles with a non-acid product (such as Fila Cleaner);
- 4 . once tiles are clean and dry lay an uniform coat of protector (such as Fila MP90).



via A. Costa 4/8  
40019 Sant'Agata Bolognese (BO) ITALY  
telefono +39 051 957 253  
fax +39 051 957 650  
info@tonalite.it  
[www.tonalite.it](http://www.tonalite.it)