



Stek

Made
in Italy,
with
Passion

Stek

Tecnologia/Technology

Gres Smaltato Cat. BIII/
Glazed Single-Fired Tiles Cat. BIII

1 formato/size



7x40 2.7"x16"


8 colori lucidi/glossy colours
finitura craquelè/craquelè finish



9 7x40 2.7"x16"




Bianco



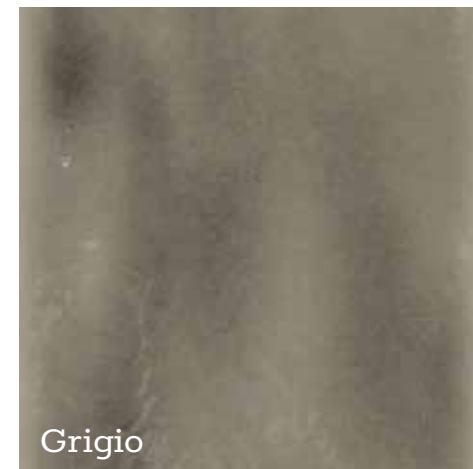
STE40BI
7x40 2.7"x16"




Bruciato



STE40BR
7x40 2.7"x16"




Grigio



STE40GR
7x40 2.7"x16"




Nero



STE40NE
7x40 2.7"x16"




Azzurro



STE40AZ
7x40 2.7"x16"




Acquamarina



STE40AC
7x40 2.7"x16"




Blu



STE40BL
7x40 2.7"x16"



Verdone



STE40VE
7x40 2.7"x16"

Imballaggi/Packaging

Formato Size	Spessore/mm Thickness/mm	Pezzi/Scatola Pieces/Box	m ² /Scatola Sq.Mt/Box	Scatole/Pallet Box/Pallet	m ² /Pallet Sq.Mt/Pallet	kg/m ² Kg/Sq.Mt
7x40 2.7"x16"	9	36	1	72	72	15,5

Caratteristiche/Features

La serie "Stek" è prodotta in gres smaltato e appartiene al Gruppo BIII (norma UNI EN 14411) della normativa europea vigente. Inoltre le piastrelle rispondono ai requisiti imposti dal marchio CE.
"Stek" collection is made of glazed single-fired tiles and belongs to the BIII group (Rule EN 14411). Moreover these tiles fulfil the necessary qualifications requested by the CE brand.

Procedura per la posa/Procedure for the laying

Al fine di prevenire qualunque tipo di problema connesso alla natura dello smalto utilizzato per ottenere la caratteristica finitura "craquelé", la collezione Stek deve essere trattata come descritto qui di seguito:

- 1 . posare le piastrelle;
- 2 . utilizzare esclusivamente un sigillante cementizio bianco;
- 3 . pulire accuratamente le piastrelle con un prodotto non acido (ad esempio Fila Cleaner);
- 4 . una volta che le piastrelle sono pulite ed asciutte stendere su di esse uno strato uniforme di prodotto protettivo (ad esempio Fila MP90).

In order to avoid any problem connected with the nature of the glaze used to obtain the typical "craquelé" finish, Stek collection must be treated as follows:

- 1 . lay down the tiles;
- 2 . apply only white cementitious grout;
- 3 . clean well the tiles with a non-acid product (such as Fila Cleaner);
- 4 . once tiles are clean and dry lay an uniform coat of protector (such as Fila MP90).



via A. Costa 4/8
40019 Sant'Agata Bolognese (BO) ITALY
telefono +39 051 957 253
fax +39 051 957 650
info@tonalite.it
www.tonalite.it