



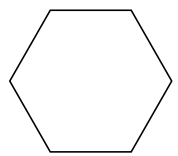
Exabright

# Exabright

Tecnologia/Technology


Gres smaltato Cat. BIIa/Glazed Single-fired Tiles Cat. BIIa

1 formato/size



15,3x17,5 6"x6.9"

12 colori/colours



Exabright

- 1  
Esagona Bianco 6521  
15,3x17,5 6"x6.9"
- 2  
Esagona Lime 6547  
15,3x17,5 6"x6.9"
- 3  
Esagona Lavanda 6523  
15,3x17,5 6"x6.9"
- 4  
Esagona Blu 6531  
15,3x17,5 6"x6.9"






Bianco



Giallo



Lavanda



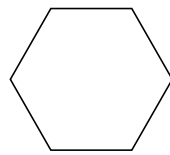
Acquamarina



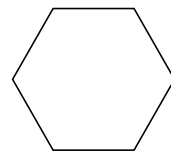
Rosso



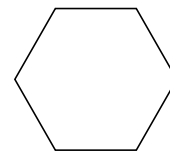
Nero



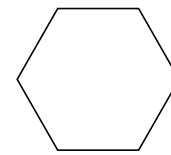
**6521**  
15,3x17,5 6"x6.9"



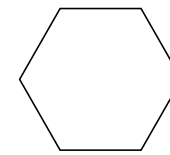
**6522**  
15,3x17,5 6"x6.9"



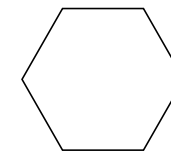
**6523**  
15,3x17,5 6"x6.9"



**6524**  
15,3x17,5 6"x6.9"



**6525**  
15,3x17,5 6"x6.9"



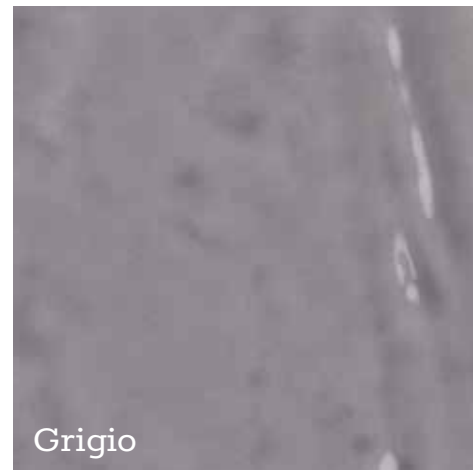
**6530**  
15,3x17,5 6"x6.9"



Blu



Bordeaux



Grigio



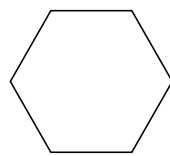
Champagne



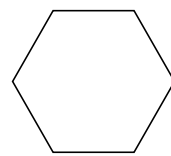
Lime



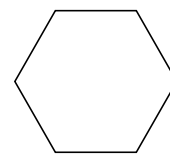
Arancio



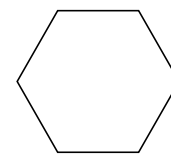
**6531**  
15,3x17,5 6"x6.9"



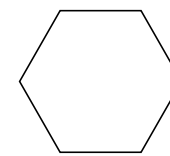
**6532**  
15,3x17,5 6"x6.9"



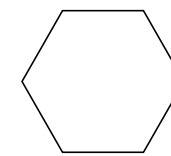
**6534**  
15,3x17,5 6"x6.9"



**6535**  
15,3x17,5 6"x6.9"



**6547**  
15,3x17,5 6"x6.9"



**6549**  
15,3x17,5 6"x6.9"



Decori/Decors

Decoro Mix Blu



Decoro Mix\* 15,3x17,5 6"x6.9"  
Blu Bianco **EXADEC.BIB**

\*17 grafiche differenti miscelate in scatola  
\*17 various graphics random mixed in a box



Decoro Relief\*\* 15x17,1 5.9"x6.7"



Bianco **EXAREL.BIL**




Nero **EXAREL.NEL**

Champagne **EXAREL.CHL**

Grigio **EXAREL.GRL**

\*\*4 grafiche differenti miscelate in scatola  
\*\*4 various graphics random mixed in a box

Pezzi Speciali/Special Trims

		Bianco	Giallo	Lavanda	Acquamarina	Rosso	Nero	Blu	Bordeaux	Grigio	Champagne	Lime	Arancio
<b>Terminale</b> 	Terminale 4x30 1.6"x12"	TER/EXA.BI	TER/EXA.GI	TER/EXA.LA	TER/EXA.AC	TER/EXA.RO	TER/EXA.NE	TER/EXA.BL	TER/EXA.BO	TER/EXA.GR	TER/EXA.CH	TER/EXA.LI	TER/EXA.AR
	Ang. Specchio Terminale 4x4 1.6"x1.6"	AST/EXA.BI	AST/EXA.GI	AST/EXA.LA	AST/EXA.AC	AST/EXA.RO	AST/EXA.NE	AST/EXA.BL	AST/EXA.BO	AST/EXA.GR	AST/EXA.CH	AST/EXA.LI	AST/EXA.AR
	Ang. Esterno Terminale 2x4 0.8"x1.6"	SGT/EXA.BI	SGT/EXA.GI	SGT/EXA.LA	SGT/EXA.AC	SGT/EXA.RO	SGT/EXA.NE	SGT/EXA.BL	SGT/EXA.BO	SGT/EXA.GR	SGT/EXA.CH	SGT/EXA.LI	SGT/EXA.AR
<b>Matita</b> 	Matita 2x30 0.8"x12"	MAT/EXA.BI	MAT/EXA.GI	MAT/EXA.LA	MAT/EXA.AC	MAT/EXA.RO	MAT/EXA.NE	MAT/EXA.BL	MAT/EXA.BO	MAT/EXA.GR	MAT/EXA.CH	MAT/EXA.LI	MAT/EXA.AR
	Sguscio Matita 2x2 0.8"x0.8"	SGM/EXA.BI	SGM/EXA.GI	SGM/EXA.LA	SGM/EXA.AC	SGM/EXA.RO	SGM/EXA.NE	SGM/EXA.BL	SGM/EXA.BO	SGM/EXA.GR	SGM/EXA.CH	SGM/EXA.LI	SGM/EXA.AR
<b>Profilo Jolly</b> 	Profilo Jolly 1,2x15 0.4"x6"	PJ/6521	PJ/6522	PJ/6523	PJ/6524	PJ/6525	PJ/6530	PJ/6531	PJ/6532	PJ/6534	PJ/6535	PJ/6547	PJ/6549
	Ang. Profilo Jolly 1,2x1,2 0.4"x0.4"	AP/6521	AP/6522	AP/6523	AP/6524	AP/6525	AP/6530	AP/6531	AP/6532	AP/6534	AP/6535	AP/6547	AP/6549

Imballaggi/Packaging

Formato Size	Spessore/mm Thickness/mm	Pezzi/Scatola Pieces/Box	m <sup>2</sup> /Scatola Sq.Mt/Box	Scatole/Pallet Box/Pallet	m <sup>2</sup> /Pallet Sq.Mt/Pallet	kg/m <sup>2</sup> Kg/Sq.Mt
15,3x17,5 6"x6.9	8	25	0,50	100	50,00	18,00

Vendita minima 1 m<sup>2</sup> = 2 colli  
Minimum sale 1 m<sup>2</sup> = 2 packs

Caratteristiche/Features

La serie "Exabright" è prodotta in gres smaltato e appartiene al Gruppo BIIa (norma UNI EN 14411) della normativa europea vigente. Inoltre le piastrelle rispondono ai requisiti imposti dal marchio CE.

"Exabright" collection is made of glazed single-fired and belongs to the BIIa group (Rule EN 14411). Moreover these tiles fulfil the necessary qualifications requested by the CE brand.



TONALITE

via A. Costa 4/8  
40019 Sant'Agata Bolognese (BO) ITALY  
telefono +39 051 957 253  
fax +39 051 957 650  
info@tonalite.it  
www.tonalite.it